

EC 227 *xSafe* EcoX

Scotsman
Ice Systems

Self Contained Ice Machine 165 kg

Item #:
Project:
Quantity:



FEATURES

- Produces individual Gourmet crystal clear supercubes.
- Resistant stainless steel exterior.
- Front panel in and out airflow (air cooled model only) for built-in installation.
- Front access condenser air filter, removable and washable (air cooled model only).
- Easily accessible front ON-OFF switch. Routine maintenance visible alarm light on front panel.
- Ergonomically designed ice storage access, with disappearing door. Door-closing movement dampening system.
- PWD - Progressive Water Discharge: pumps excess residual water up to a distance of 15 meters.
- XSafe: natural sanitation system, integrated inside the ice maker and operating automatically 24/7 to keep equipment clean & safe.



EC M 227
Medium Gourmet 20 g
Ø 30 x H 34 mm

CONDENSING SYSTEM

Air cooled

REFRIGERANT GAS

R290

VOLTAGE V/Hz/ph

230/50/1

INTERNAL BIN CAPACITY

70 kg

CERTIFICATIONS



OPERATING REQUIREMENTS

	Minimum	Maximum
Air temperature	10	43
Water temperature	5	38
Water pressure	1 bar (14 psi)	5 bar (70 psi)
Electrical voltage	-10%	+10%

IMPORTANT NOTICE:
Models and specifications are subject to change without notice.
This spec sheet is meant for commercial purpose only.
For technical documentation please refer to our service manuals.

www.scotsman-ice.it
www.scotsman-ice.com

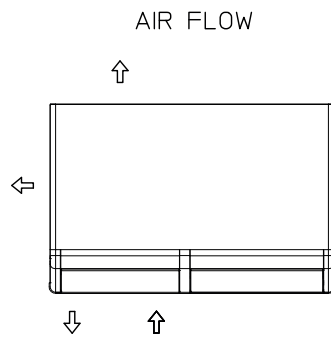
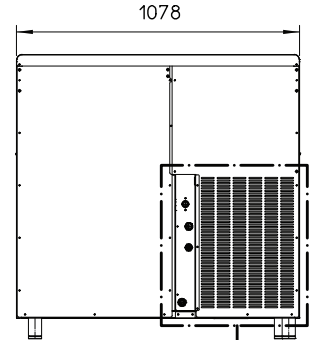
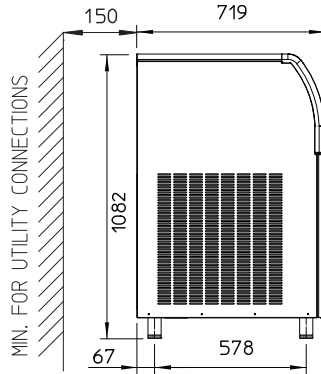
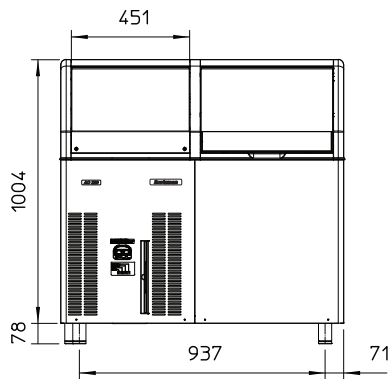
Self Contained Ice Machine 165 kg

EC 227 *xSafe EcoX*

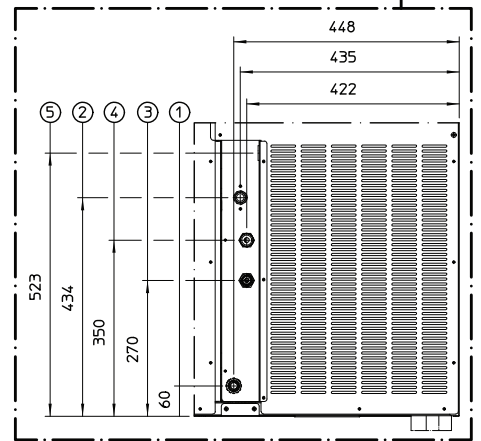
Self Contained Ice Machine 165 kg

Item #:
Project:
Quantity:

Self Contained Ice Machine 165 kg



- UNIT OF MEASUREMENT: mm
- 3/4" OD - OVERFLOW DRAIN
 - 3/4" GAS - WATER INLET
 - 3/4" GAS - WATER OUTLET
WATER COOLED UNIT ONLY
 - 3/4" GAS - WATER INLET
WATER COOLED UNIT ONLY
 - CORD SET



UNIT DATA		SHIPPING DATA		(*) Data refer to 32°C Amb. / 21°C Water temperature conditions									
Size (W x D x H)	1078 x 719 x 1082 mm	Carton (W x D x H)	1150 x 780 x 1160 mm										
Net weight	98 kg	Weight	112 kg										
		24 h ice production kg °C Amb. / °C Water		Energy consumption (*)		Water usage (*)	Instant power	Compressor	Circuit wires	Max. fuse size			
Version	Voltage	10°C/10°C	21°C/10°C	32°C/21°C	kWh/100 kg	kWh/24h	l/h	W	W	No. x Ømm²	A		
ECM 227 AS	230/50/1	165	160	130	21.5	28	20.6	1400	3620	3 x 1.5	16		